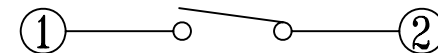
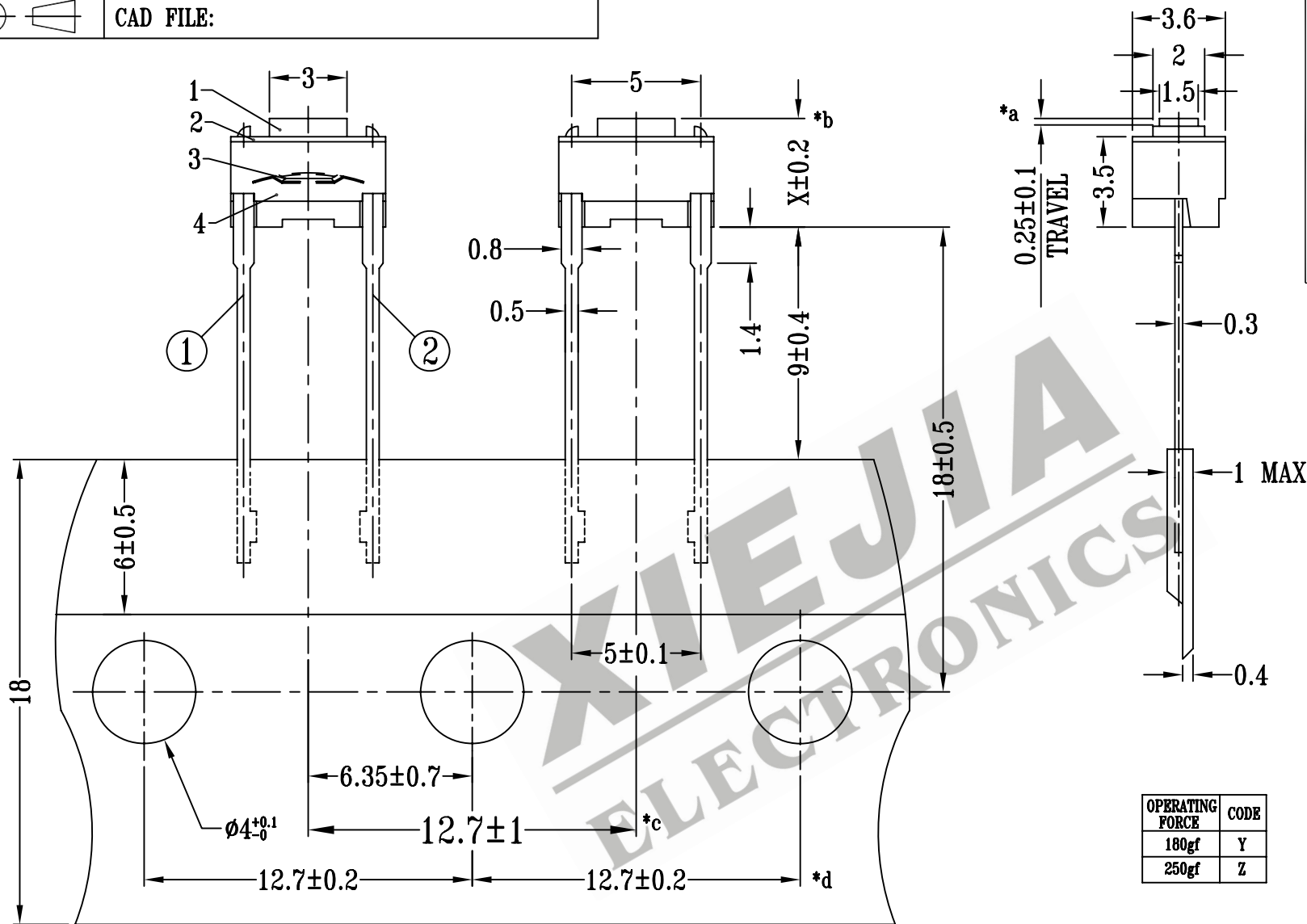
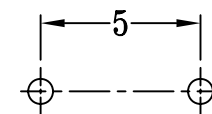


CAD FILE:



CIRCUIT DIAGRAM



P.C.B LAYOUT

OPERATING FORCE	CODE
180gf	Y
250gf	Z

FOR MODEL	X
TC-3120	4.3
TC-3121	5.0
TC-3122	8.0

注:带"\*"表示关键尺寸(4个)

NO.	PARTS	MATERIALS	Q'TY	FINISH	TOLERANCE UNLESS SPECIFIED	SHENZHEN XIEJIA ELECTRONICS CO.,LTD.				
8						SHENZHEN XIEJIA ELECTRONICS CO.,LTD.				
7										
6	ADHESIVE TAPE	6.0x0.15mmADHESIVE TAPE			WITHIN: 1.5±0.1mm OVER: 1.5±0.2mm	ISSUE	DATE	DESCRIPTIONS OF REVISION		APPD.
5	PAPER TAPE	18.0x0.4mm PAPER								
4	CASE	BRASS STRIP/NYLON	1	Ag PLATED/BLACK	TITLE: TACT SWITCH	UNIT: mm		DRWG NO.: XJ-DR-TC3120-00		
3	CONTACT	PBS C5210R-EH	1	Ag CLAD	MODEL: TC-3120~3122	SCALE: 4:1		DWN.	ZHOUYU	2001-12-18
2	COVER	SUS	1	WASHING				CHK'D	FANGYING	2001-12-18
1	KNOB	NYLON/POM	1	SEE KNOB CHART				APPD.	KANGXINAN	2001-12-18
					ALL MATERIALS MUST BE COMPLIANT TO ROHS					